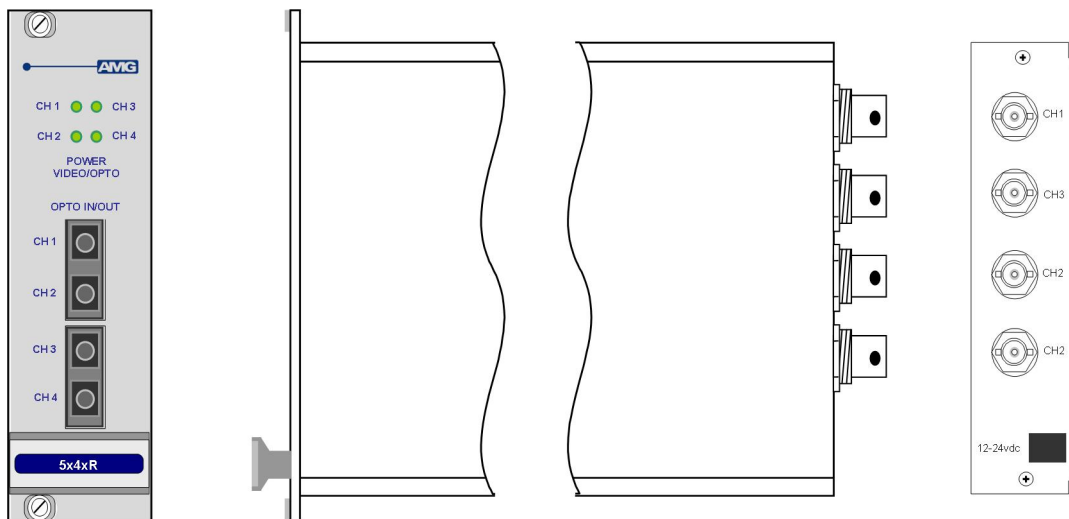


Quad System with 4x Independent Channels each of : [Single Channel Video Transmit Unit for a Singlemode Fibre Link]



The **AMG5741R** is a **QUAD** rackmount system which provides four independent channels, each designed to transmit one video signal over one Singlemode optical fibre. i.e. a total of four optical fibres.

The **AMG5741R** is designed to plug into an **AMG2005** or **AMG2009** subrack, which in turn fits into a 19" rack system.

The **AMG5741R** is designed to operate with the **AMG5742** or **AMG5742R** four channel video receive unit in a point to point configuration. The R suffix in the partno. indicates a rackmount configuration.

Contents

Introduction	3
Unit Functional Schematic.....	3
Optical Connection	3
Connections	4
Video Input Connections	4
Optical Connections	4
Power Connection	4
Front Panel Indicators	4
Power LED Video only.....	4
Physical Information	5
Dimensions	5
Mounting Details	5
Removal / replacement from / to the Case	5
Safety	5
Maintenance and Repair	5

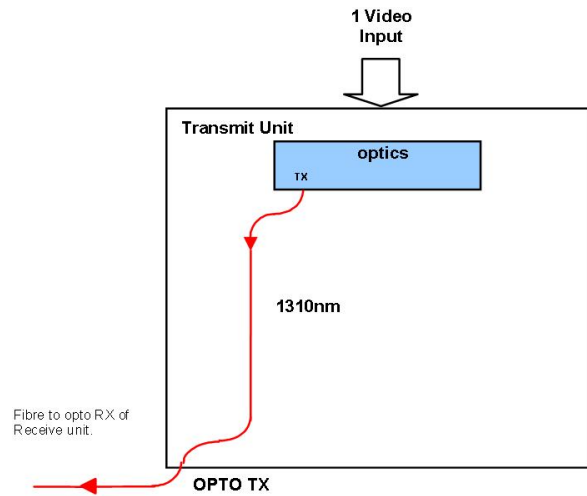
Introduction

Unit Functional Schematic

The **AMG5741R** provides four independent, transmit channels.

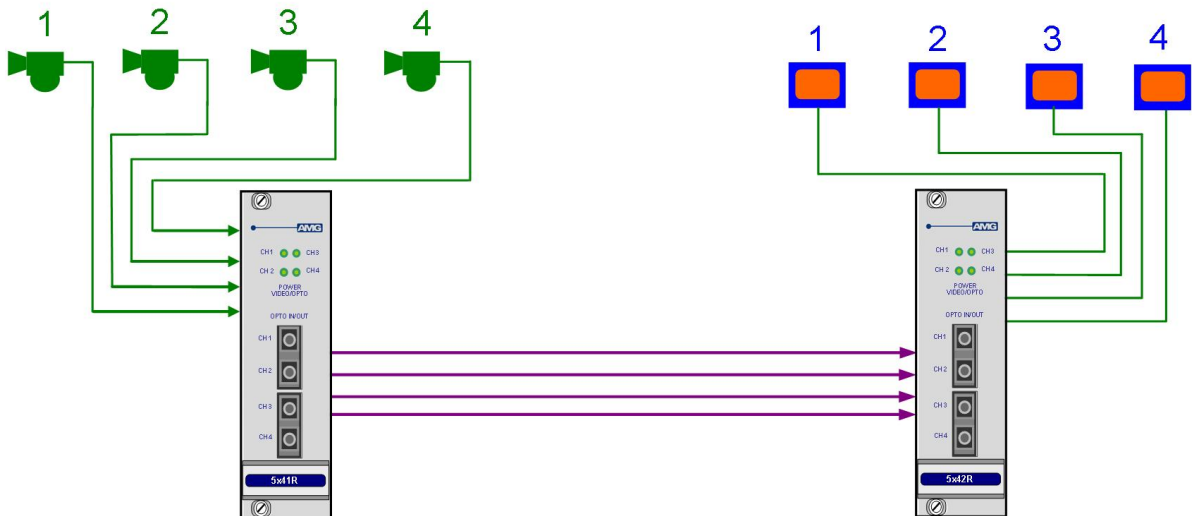
Each channel transmits one video signal to one of four corresponding receive channels of an **AMG5742R** receive unit.

The schematic diagram shows one of the four available channels of the **AMG5741R**



Optical Connection

The **AMG5741R** connections are illustrated in the following example which shows an **AMG5741R** four channel transmit unit together with an **AMG5742R** configured as a quad channel point to point system.



Connections

Video Input Connections

No. of channels4 independent video channels
Connectors75 ohm BNC Socket.
Input Impedance75 ohm terminated.
Input Level1 Volt p-p nominal
Frequency Response.....10Hz to 7MHz.

Optical Connections

No. of Optical Connections1 per video channel
Optical Fibre Singlemode
Connector TypeSC/PC

Minimum Optical Launch Power-10dBm
Transmit Wavelength1550nm

Optical Link Dynamic Range20dB.

Power Connection

Power supplyFrom plug in connection on the AMG2009 or AMG2015 subrack
Power consumption2.5 Watts max.

Front Panel Indicators

Power LED Video only

Power / Video / Opto.....	Green	-	Video input.
	Red	-	Unit powered, no Video input.
	Off	-	No power applied to unit

Physical Information

Dimensions

Height 3U Plug-in
Width 35mm
Depth 170mm excluding connectors
Weight 600grams

Mounting Details

The unit is designed to be mounted within an AMG2009 or AMG2015 Subrack on standard card guides.

Removal / replacement from / to the Case

Note: - The AMG unit PCB is static sensitive. Handle with proper care and use normal electrostatic discharge (ESD) procedures. Use properly grounded protection (for example, wrist straps) when handling the PCB out of the case.

To remove the PCB from the case for example to access a Low Speed Data mode switch, remove the 2 fixing screws on the rear panel and slide the PCB sufficiently out of the case to enable access to the switch.

To replace the PCB into the case, slide the PCB gently into the case, if necessary aligning the board with the appropriate slots.

Safety

AMG Optical Fibre Products use Class 1 laser systems in accordance with EN 60825-2:2000.

It is always advisable to follow good practice when working with optical fibre systems. This includes:

- Do not stare with unprotected eyes or with any unapproved collimating device at fibre ends or connector faces, or point them at other people.
- Use only approved filtered or attenuating viewing aids

For other safety issues and advice on good practice associated with optical fibre systems, please see EN 60825-2:2000 or your local safety officer.

Maintenance and Repair

There are no user serviceable parts within AMG products. See unit data sheet for full specification.

In case of problem or failure, please call your local support centre or contact: **AMG Systems Ltd.** at 3 The Omega Centre, Stratton Business Park, Biggleswade, Beds., SG18 8QB, UK.

Phone	+44 (0) 1767 600 777
Technical Support	+44 (0) 1767 604 491
Email	techsupport@amgsystems.com

This page is intentionally blank.

This page is intentionally blank.

This page is intentionally blank.